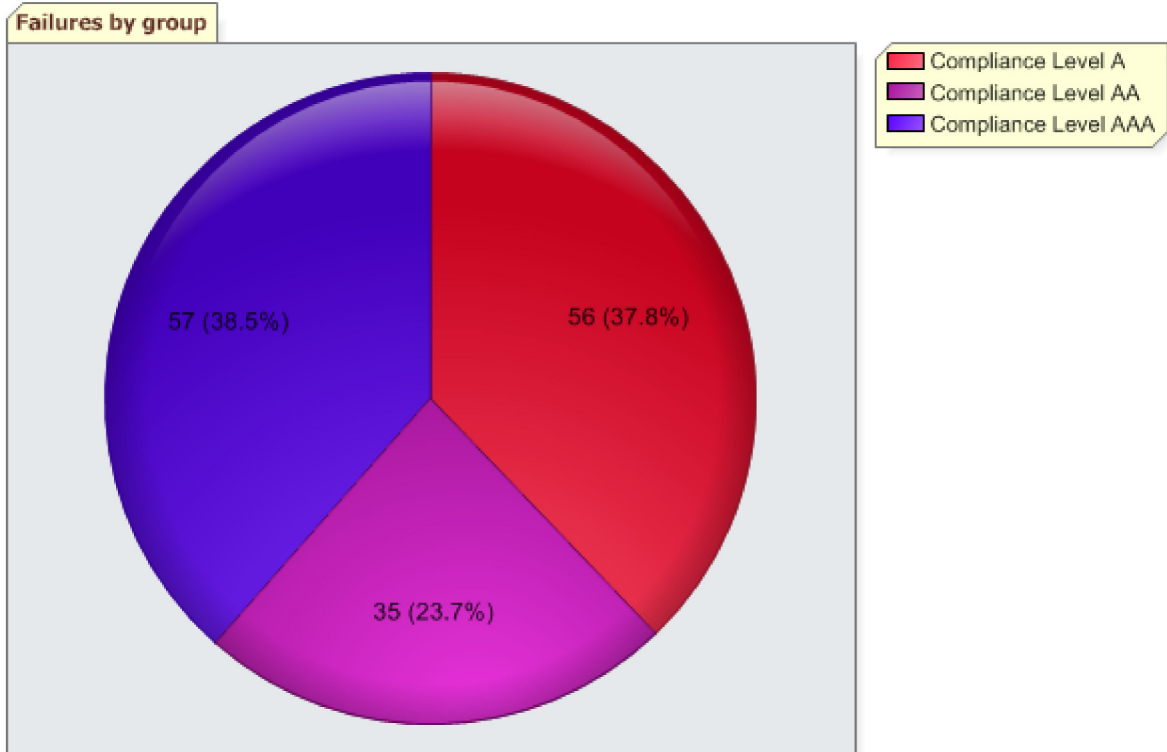


# Sample Report - Failures by group




Scan completed: 5/11/2009 9:39:24 AM  
 Pages scanned: 10  
 Checkpoints tested: 65


Group	Priority 1 issues	All issues
<ul style="list-style-type: none"> <li>❌ Compliance Level A               <ul style="list-style-type: none"> <li>○ ❌ Criterion 1.1.1 [Non-text Content]                   <div style="border: 1px solid black; padding: 5px; margin: 5px 0;">                     The intent of this Success Criterion is to make information conveyed by non-text content accessible through the use of a text alternative. Text alternatives are a primary way for making information accessible because they can be rendered through any sensory modality (for example, visual, auditory or tactile) to match the needs of the user. Providing text alternatives allows the information to be rendered in a variety of ways by a variety of user agents. For example, a person who cannot see a picture can have the text alternative read aloud using synthesized speech. A person who cannot hear an audio file can have the text alternative displayed so that he or she can read it. In the future, text alternatives will also allow information to be more easily translated into sign language or into a simpler form of the same language.                   </div> <ul style="list-style-type: none"> <li>■ ❌ H37 Use alt attributes on img elements                       <div style="border: 1px solid black; padding: 5px; margin: 5px 0;">                         When using the <code>img</code> element, specify a short text alternative with the <code>alt</code> attribute. Note. The value of this attribute is referred to as "alt text".                       </div> <ul style="list-style-type: none"> <li>■ ❌ IMG element contains no ALT attribute.                           <ul style="list-style-type: none"> <li>■ Sample URL</li> <li>■ Sample URL</li> <li>■ Sample URL</li> <li>■ Sample URL</li> <li>■ Sample URL</li> <li>■ Sample URL</li> </ul> </li> <li>■ ❌ Non-decorative IMG element contains empty ALT attribute.                           <ul style="list-style-type: none"> <li>■ Sample URL</li> <li>■ Sample URL</li> <li>■ Sample URL</li> <li>■ Sample URL</li> <li>■ Sample URL</li> <li>■ Sample URL</li> <li>■ Sample URL</li> <li>■ Sample URL</li> <li>■ Sample URL</li> <li>■ Sample URL</li> </ul> </li> </ul> </li> <li>■ ❌ H44 Use label elements to associate text labels with form controls                       <div style="border: 1px solid black; padding: 5px; margin: 5px 0;">                         The objective of this technique is to use the <code>label</code> element to explicitly associate a form control with a label. A <code>label</code> is attached to a specific form control through the use of the <code>for</code> attribute. The value of the <code>for</code> attribute must be the same as the value of the <code>id</code> attribute of the form control.                       </div> </li> </ul> </li> </ul> </li> </ul>	56	56




- Sample URL
- Sample URL
- Sample URL
- Sample URL
- Sample URL
- Sample URL
- Sample URL
- Sample URL

-  H65 Use the title attribute to identify form controls when the label element ...


The objective of this technique is to use the `title` attribute to label form controls when the visual design cannot accommodate the label (for example, if there is no text on the screen that can be identified as a label) or where it might be confusing to display a label. User agents, including assistive technology, can speak the `title` attribute.

-  Control has no LABEL and no TITLE attribute.


- Sample URL
- Sample URL
- Sample URL
- Sample URL
- Sample URL
- Sample URL
- Sample URL
- Sample URL
- Sample URL

-  H73 Use the summary attribute of the table element to give an overview of data ...


The objective of this technique is to provide a brief overview of how data has been organized into a table or a brief explanation of how to navigate the table. The `summary` attribute of the `table` element makes this information available to people who use screen readers; the information is not displayed visually.

-  More detailed summary is necessary.


- Sample URL

-  No summary provided for data table.


- Sample URL
- Sample URL
- Sample URL
- Sample URL
- Sample URL

-  Criterion 3.1.1 [Language of Page]


The intent of this Success Criterion is to ensure that content developers provide information in the Web page that user agents need to present text and other linguistic content correctly. Both assistive technologies and conventional user agents can render text more accurately when the language of the Web page is identified. Screen readers can load the correct pronunciation rules. Visual browsers can display characters and scripts correctly. Media players can show captions correctly. As a result, users with disabilities will be better able to understand the content.

-  H57 Use language attributes on the html element


The objective of this technique is to identify the default language of a document by providing the `lang` and/or `xml:lang` attribute on the `html` element.

-  Page must specify LANG and/or XML:LANG attribute on the html element.


- Sample URL
- Sample URL
- Sample URL
- Sample URL
- Sample URL
- Sample URL
- Sample URL
- Sample URL
- Sample URL

-  Criterion 3.2.2 [On Input]


The intent of this Success Criterion is to ensure that entering data or selecting from a control has predictable effects. Changes in context can confuse users who do not easily perceive the change or are easily distracted by changes. Changes of context are appropriate only when it is clear that such a change will happen when a field is selected or a button is pressed.

-  H32 Provide submit buttons


The objective of this technique is to provide a mechanism that allows users to explicitly request changes of context. The intended use of a submit button is to generate an HTTP request that submits data entered in a form, so it is an appropriate control to use for causing a change of context.

-  Form does not provide submit button.

- Sample URL
- Sample URL
- Sample URL
- Sample URL

-  Criterion 3.3.2 [Labels or Instructions]

The intent of this Success Criterion is to help users avoid making mistakes when their input is required. To help avoid mistakes it is good user interface design to provide simple instructions and cues for entering information. Some users with disabilities may be more likely to make mistakes than users without disabilities or recovery from mistakes may be more difficult, making mistake avoidance an important strategy for users with disabilities. People with disabilities rely on well documented forms and procedures to interact with a page. Blind users need to know exactly what information should be entered into form fields and what the available choices are. Simple instructions visually connected to form controls can assist users with cognitive disabilities or those accessing a page using a screen magnifier.

-  H44 Use label elements to associate text labels with form controls

The objective of this technique is to use the `label` element to explicitly associate a form control with a label. A `label` is attached to a specific form control through the use of the `for` attribute. The value of the `for` attribute must be the same as the value of the `id` attribute of the form control.

- ❌ At least one label has an invalid FOR attribute value.
  - Sample URL
  - Sample URL
  - Sample URL
  - Sample URL
  - Sample URL
  - Sample URL
  - Sample URL
  - Sample URL
  - Sample URL

- ❌ H65 Use the title attribute to identify form controls when the label element ...

The objective of this technique is to use the `title` attribute to label form controls when the visual design cannot accommodate the label (for example, if there is no text on the screen that can be identified as a label) or where it might be confusing to display a label. User agents, including assistive technology, can speak the `title` attribute.

- ❌ Control has no LABEL and no TITLE attribute.
  - Sample URL
  - Sample URL
  - Sample URL
  - Sample URL
  - Sample URL
  - Sample URL
  - Sample URL
  - Sample URL
  - Sample URL

○ ❌ Criterion 4.1.2 [Name, Role, Value]

The intent of this Success Criterion is to ensure that Assistive Technologies (AT) can gather information about, activate(or set) and keep up to date on the status of user interface controls in the content.

- ❌ H44 Use label elements to associate text labels with form controls

The objective of this technique is to use the `label` element to explicitly associate a form control with a label. A `label` is attached to a specific form control through the use of the `for` attribute. The value of the `for` attribute must be the same as the value of the `id` attribute of the form control.

- ❌ At least one label has an invalid FOR attribute value.
  - Sample URL
  - Sample URL
  - Sample URL
  - Sample URL
  - Sample URL
  - Sample URL
  - Sample URL
  - Sample URL
  - Sample URL

- ❌ H65 Use the title attribute to identify form controls when the label element ...

The objective of this technique is to use the `title` attribute to label form controls when the visual design cannot accommodate the label (for example, if there is no text on the screen that can be identified as a label) or where it might be confusing to display a label. User agents, including assistive technology, can speak the `title` attribute.

- ❌ Control has no LABEL and no TITLE attribute.
  - Sample URL
  - Sample URL
  - Sample URL
  - Sample URL
  - Sample URL
  - Sample URL
  - Sample URL
  - Sample URL
  - Sample URL

❌ Compliance Level AA

○ ❌ Criterion 1.4.3 [Contrast (Minimum)]

The intent of this Success Criterion is to provide enough contrast between text and its background so that it can be read by people with moderately low vision (who do not use contrast-enhancing assistive technology). For people without color deficiencies, hue and saturation have minimal or no effect on legibility as assessed by reading performance (Knoblauch et al., 1991). Color deficiencies can affect luminance contrast somewhat. Therefore, in the recommendation, the contrast is calculated in such a way that color is not a key factor so that people who have a color vision deficit will also have adequate contrast between the text and the background.

- ❌ F24 Failure of Success Criterion 1.4.3, 1.4.6 and 1.4.8 due to specifying foregro...

Users with vision loss or cognitive challenges often require specific foreground and background color combinations. For instance, many people with low vision find it much easier to see a Web page that has white text on a black background, so they may have set their user agent to create this contrast. If the author specifies that the text must be black, then it may override the settings of the user agent and render a page that has black text (specified by the author) on black background (that was set in the user agent). This principle also works in reverse. If the Webmaster forces the background to be white, then the white background specified by the author would be the same color as the white text (which was set in the user agent) rendering the page unusable to the user. Therefore, if the author specifies a foreground text color then they should also specify a background color which has sufficient contrast (link) with the foreground and vice versa.



○ **X** Criterion 1.2.8 [Full Text Alternative]

The intent of this Success Criterion is to make audio visual material available to individuals whose vision is too poor to reliably read captions and whose hearing is too poor to reliably hear dialogue and audio description. This is done by providing a full text alternative for synchronized media including any interaction.

■ **X** H46 When EMBED elements are used, the NOEMBED element is required in the page

EMBED elements present functionality not available to all users. The NOEMBED element can be used to provide a description.

- **X** EMBED element does not use a NOEMBED element.
  - Sample URL

■ **X** H53 Use the body of the object element

The objective of this technique is to provide a text alternative for content rendered using the object element. The body of the object element can be used to provide a complete text alternative for the object or may contain additional non-text content with text alternatives.

- **X** OBJECT element does not have content that provides alternate description.
  - Sample URL

○ **X** Criterion 1.4.6 [Contrast (Enhanced)]

The intent of this Success Criterion is to provide enough contrast between text and its background so that it can be read by people with moderately low vision (who do not use contrast-enhancing assistive technology). For people without color deficiencies, hue and saturation have minimal or no effect on legibility as assessed by reading performance (Knoblauch et al., 1991). Color deficiencies can affect luminance contrast somewhat. Therefore, in the recommendation, the contrast is calculated in such a way that color is not a key factor so that people who have a color vision deficit will also have adequate contrast between the text and the background.

■ **X** F24 Failure of Success Criterion 1.4.3, 1.4.6 and 1.4.8 due to specifying foregro...

Users with vision loss or cognitive challenges often require specific foreground and background color combinations. For instance, many people with low vision find it much easier to see a Web page that has white text on a black background, so they may have set their user agent to create this contrast. If the author specifies that the text must be black, then it may override the settings of the user agent and render a page that has black text (specified by the author) on black background (that was set in the user agent). This principle also works in reverse. If the Webmaster forces the background to be white, then the white background specified by the author would be the same color as the white text (which was set in the user agent) rendering the page unusable to the user. Therefore, if the author specifies a foreground text color then they should also specify a background color which has sufficient contrast (link) with the foreground and vice versa.

- **X** Content specifies foreground color but does not specify background color
  - Sample URL
  - Sample URL
  - Sample URL
  - Sample URL
  - Sample URL
  - Sample URL
  - Sample URL
  - Sample URL
  - Sample URL

- **X** Element specifies background color but not specify foreground color
  - Sample URL
  - Sample URL
  - Sample URL
  - Sample URL
  - Sample URL
  - Sample URL
  - Sample URL
  - Sample URL
  - Sample URL

■ **X** G17 Ensure that a contrast ratio of at least 7:1 exists between text (and images ...

The objective of this technique is to make sure that users can read text that is presented over a background. This technique goes beyond the 5:1 contrast technique to provide a higher level of contrast to make it easier for people with low vision to read.


- **X** Page uses invalid contrast ratios
  - Sample URL
  - Sample URL
  - Sample URL
  - Sample URL
  - Sample URL
  - Sample URL
  - Sample URL
  - Sample URL
  - Sample URL

■ **X** G18 Ensure that a contrast ratio of at least 5:1 exists between text (and images ...


The objective of this technique is to make sure that users can read text that is presented over a background. For Success Criterion 1.4.3, this technique describes the minimum contrast ratio for text that is less than 18 point (if not bold) and less than 14 point (if bold). For Success Criterion 1.4.5, this technique relaxes the 7:1 contrast ratio requirement for text that is at least 18 point (if not bold) or at least 14 point (if bold).

- **X** Content has invalid contrast ratio
  - Sample URL
  - Sample URL
  - Sample URL


- Sample URL
- Sample URL
- Sample URL
- Sample URL
- Sample URL
- Sample URL

○  Criterion 1.4.8 [Visual Presentation]


The intent of this Success Criterion is to ensure that visually rendered text is presented in such a manner that it can be perceived without its layout interfering with its readability. People with some cognitive, language and learning disabilities and some low vision users cannot perceive the text and/or lose their reading place if the text is presented in a manner that is difficult for them to read.

■  C17 Scaling form elements which contain text


The objective of this technique is to ensure text-based form controls resize when text size is changed in the user agent. This will allow users to enter text and read what they have entered in input boxes because the text is displayed at the size required by the user. Text-based form controls include input boxes (text and textarea) as well as buttons.

■  Specifying width with pt/px instead of % or em


- Sample URL
- Sample URL
- Sample URL
- Sample URL
- Sample URL
- Sample URL
- Sample URL

■  F24 Failure of Success Criterion 1.4.3, 1.4.6 and 1.4.8 due to specifying foregro...


Users with vision loss or cognitive challenges often require specific foreground and background color combinations. For instance, many people with low vision find it much easier to see a Web page that has white text on a black background, so they may have set their user agent to create this contrast. If the author specifies that the text must be black, then it may override the settings of the user agent and render a page that has black text (specified by the author) on black background (that was set in the user agent). This principle also works in reverse. If the Webmaster forces the background to be white, then the white background specified by the author would be the same color as the white text (which was set in the user agent) rendering the page unusable to the user. Therefore, if the author specifies a foreground text color then they should also specify a background color which has sufficient contrast (link) with the foreground and vice versa.

■  Content specifies foreground color but does not specify background color


- Sample URL
- Sample URL
- Sample URL
- Sample URL
- Sample URL
- Sample URL
- Sample URL
- Sample URL
- Sample URL

■  Element specifies background color but not specify foreground color


- Sample URL
- Sample URL
- Sample URL
- Sample URL
- Sample URL
- Sample URL
- Sample URL
- Sample URL
- Sample URL

○  Criterion 3.2.5 [Change on Request]

The intent of this Success Criterion is to encourage design of Web content that gives users full control of changes of context. This Success Criterion aims to eliminate potential confusion that may be caused by unexpected changes of context such as automatic launching of new windows, automatic submission of forms after selecting an item from a list, etcetera. Such unexpected changes of context may cause difficulties for people with motor impairments, people with low vision, people who are blind, and people with certain cognitive limitations.

■  H83 Use the target attribute to open a new window on user request and indicating ...


The objective of this technique is to avoid confusion that may be caused by the appearance of new windows that were not requested by the user. Suddenly opening new windows can disorientate or be missed completely by some users. In HTML 4.01 Transitional and XHTML 1.0 Transitional, the `target` attribute can be used to open a new window, instead of automatic pop-ups. (The `target` attribute is deleted from HTML 4.01 Strict and XHTML 1.0 Strict.) Note that not using the `target` allows the user to decide whether a new window should be opened or not. Use of the `target` attribute provides an unambiguously machine-readable indication that a new window will open. User agents can inform the user, and can also be configured not to open the new window. For those not using assistive technology, the indication would also be available from the link text.

■  Link must indicate what action it will perform


- Sample URL
- Sample URL
- Sample URL
- Sample URL
- Sample URL
- Sample URL
- Sample URL
- Sample URL
- Sample URL

○  Criterion 3.3.5 [Help]

The intent of this Success Criterion is to help users avoid making mistakes. Some users with disabilities may be more likely to make mistakes than users without disabilities. Using context-sensitive help, users find out how to perform an operation without losing track of what they are doing.

-  G71 Provide a help link on every Web page

The objective of this technique is to provide context sensitive help for users as they enter data in forms by providing at least one link to the help information on each Web page. The link targets a help page with information specific to that Web page. Another approach is to provide a help link for every interactive control. Positioning this link immediately before or after the control allows users to easily tab to it if they have problems in the control. Displaying the help information in a new browser window ensures that any data that has already been entered into the form will not be lost. NOTE: A link is not the only means to provide help.

-  No help link found on page

- Sample URL
- Sample URL
- Sample URL
- Sample URL
- Sample URL
- Sample URL
- Sample URL
- Sample URL
- Sample URL
- Sample URL